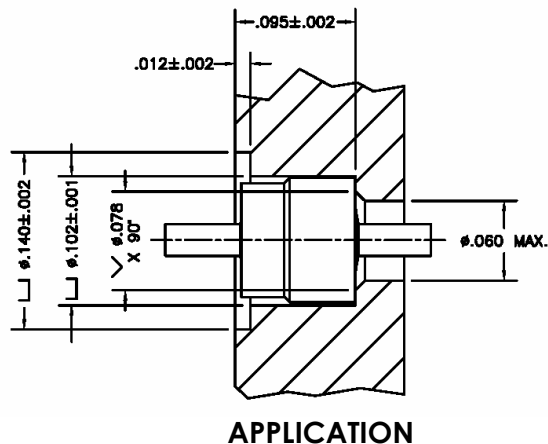
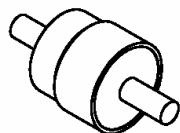
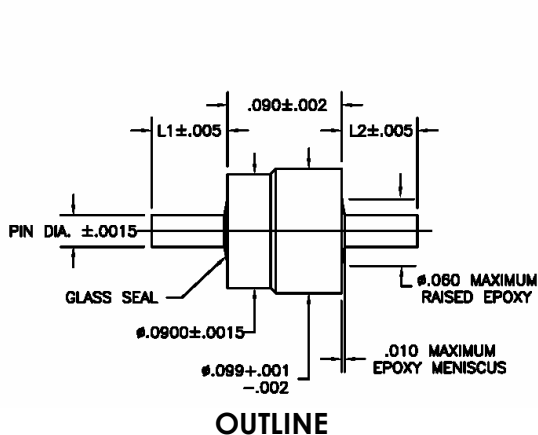




**HERMETIC CAPACITORS
99A Series**



OUTLINE

APPLICATION

ALUMINUM COMPATIBLE

Designed to MIL-F-15733, this small size capacitor is a recommended option to the 74 series capacitor where pin spacing and other clearances allow. Installation is easier and performance is equally robust. These aluminum compatible devices are mountable on .145 inch centers or greater. Full MIL temperature range -55°C to +125°C. Available in capacitance values up to 10,000 pF GMV (+100% / -0).

SPECIFICATIONS	
Voltage Rating	50 VDC (higher available)
Current Rating	5 Amps Max
Insulation Resistance	Greater than 1.5 G Ω @ 25°C
Dissipation Factor	Less than 3% (except 10K pF less than 4%)
Max. Temp. ⁽⁴⁾ / Min. Temp. ⁽⁵⁾ / Operating Range	250°C / -65°C / -55°C to +125°C
Leak Rate	Less than 1 X 10 ⁻⁸ cc/sec @ 1 atm (He)

PART NO.						MATERIAL		
CAPACITANCE VALUE (1)	SERIES	PIN DIA.	L1 ±.005 (3)	L2 ±.005 (3)	PLATING CODE (2)	GLASS	FERRULE	PIN
Cxxx	99A	.020, .025	xxx	xxx	02	9013	Steel	Steel

Example Part No: C502-99A20-125-075-02

NOTES: (1) Specify capacitance value. Enter first two digits of value then the number of zeros that follow.
 Example: C502 equals 5,000pF.

(2) Standard plating is 50 microinches minimum GOLD per MIL-G-45204, Type III, Grade A over 200-400 microinches NICKEL per MIL-C-26074. Plating thickness is measured on pin. For overall pin lengths < .255 consult SHP for plating options.

(3) Standard pin termination is straight-cut. Radius pins available for connector mating.

(4) Short term process temperature.

(5) Storage temperature.

(6) See Bulletin 200 for solder preforms.

All dimensions are inches.